




# Reciprocal Teaching Worksheet

Student's Name: \_\_\_\_\_

Use the "Reciprocal Teaching Cards" to help you complete this sheet. This worksheet may be completed in any order as you read, but you must fill in each section.

	<p><b>PREDICT</b></p> <p>Write one or two sentences that predict what the passage will be about. Base your response on the title or any other information contained in this text.</p> <p>_____</p> <p>_____</p> <p>_____</p> <p>_____</p>
	<p><b>CLARIFY</b></p> <p>Write down any words, phrases, or ideas that you do not understand as you read. After you have written down the words or ideas that need clarification, try to figure out what they mean by using the clarification clues you have learned. Do not use a dictionary. You may ask the teacher or a family member for help if you are not able to clarify a word. If you do not need to clarify any words, phrases or ideas, write NONE in the space provided.</p> <p>_____</p> <p>_____</p> <p>_____</p> <p>_____</p>



### **VISUALIZE - MAKE A PICTURE IN YOUR MIND**

After you finish reading, draw a picture of what the passage makes you see in your imagination. Draw it on this paper in the space below.




### **QUESTION - ASK "TEACHER-LIKE" QUESTIONS**

Pretend you are the teacher and are going to give a test about what you have just read. Using the reciprocal teaching cards, write three "teacher-like" questions about the passage.

1.

2.

3.



### **SUMMARIZE**

Complete this summary frame about the passage you have just read.

The passage about \_\_\_\_\_

\_\_\_\_\_

begins with \_\_\_\_\_

\_\_\_\_\_, discusses (or develops) the idea that \_\_\_\_\_

\_\_\_\_\_

\_\_\_\_\_ and ends with \_\_\_\_\_

\_\_\_\_\_